

Shasho Consulting, P.A.

FAIRVIEW CENTER BUSINESS PARK

Fairview Executive Center and Professional Business park located on the corner of Route 301 South and Billingsley Road. 3-story Class A office buildings of approx 24,000 gross square feet.

- Condominium prices begin at \$225 Per square foot.
- Plenty of extra parking for medical uses.
- CVS and Chevy Chase bank on site.
- Build to Suit
- Immediate Availability

Building 1 - **SOLD OUT**

Building 2 - **Available**

Building 3 - Office / Restaurant Pad

- Pad site 1.335 Acres
- Sale Price: \$2.5 million

Move your business closer to home and minimize your commuting time.

All prices & unit sizes are subject to change without notice.



Osprey Property Company
Development

2005 Developer of the Year



Fairview Center Building 2 Now Available



Fairview Center Building 2 Rear View

For more information contact:

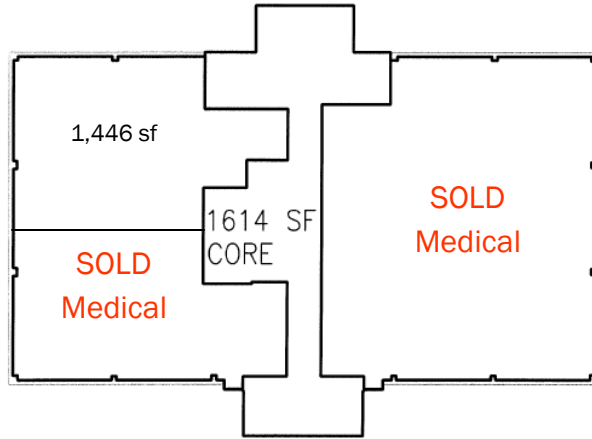
Harry Shasho & Christopher Shasho
(301) 632-6320 (301) 645-8423

401 Post Office Rd., Suite 201
Waldorf, MD 20602
www.Shasho.com

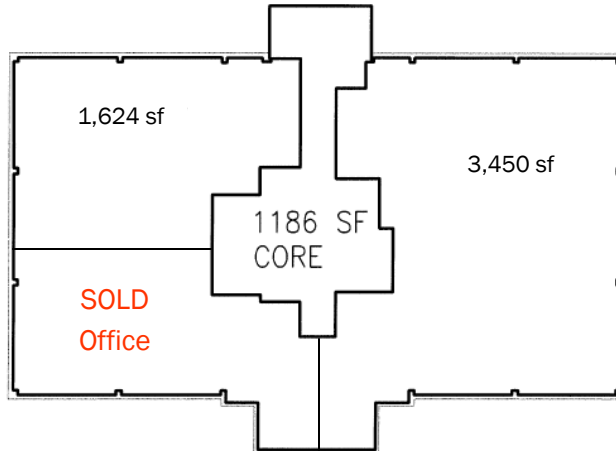
Shasho.com
CONSULTING, P.A.
COMMERCIAL REAL ESTATE

Fairview Center Business Park Building 2
4255 Altamont Place, White Plains, Maryland

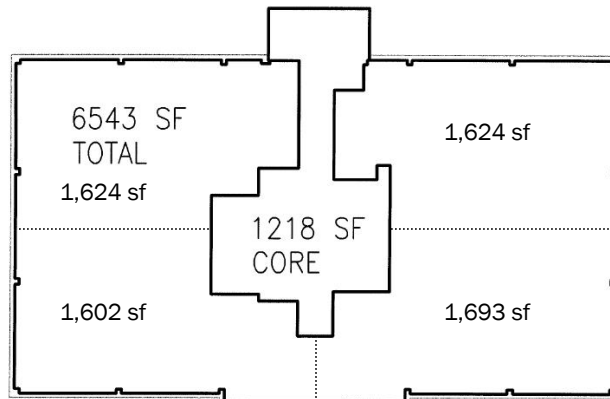
1st floor



2nd floor



3rd floor



Fairview Center Business Park

4255 Altamont Place, White Plains, Maryland



Demographics 2009	1 Mile	3 Mile	5 Mile
Population	5,228	41,146	77,778
Households	1,709	15,089	28,178
Avg. HH Inc.	\$73,250	\$72,836	\$79,682

401 Post Office Rd., Suite 201, Waldorf, MD 20602